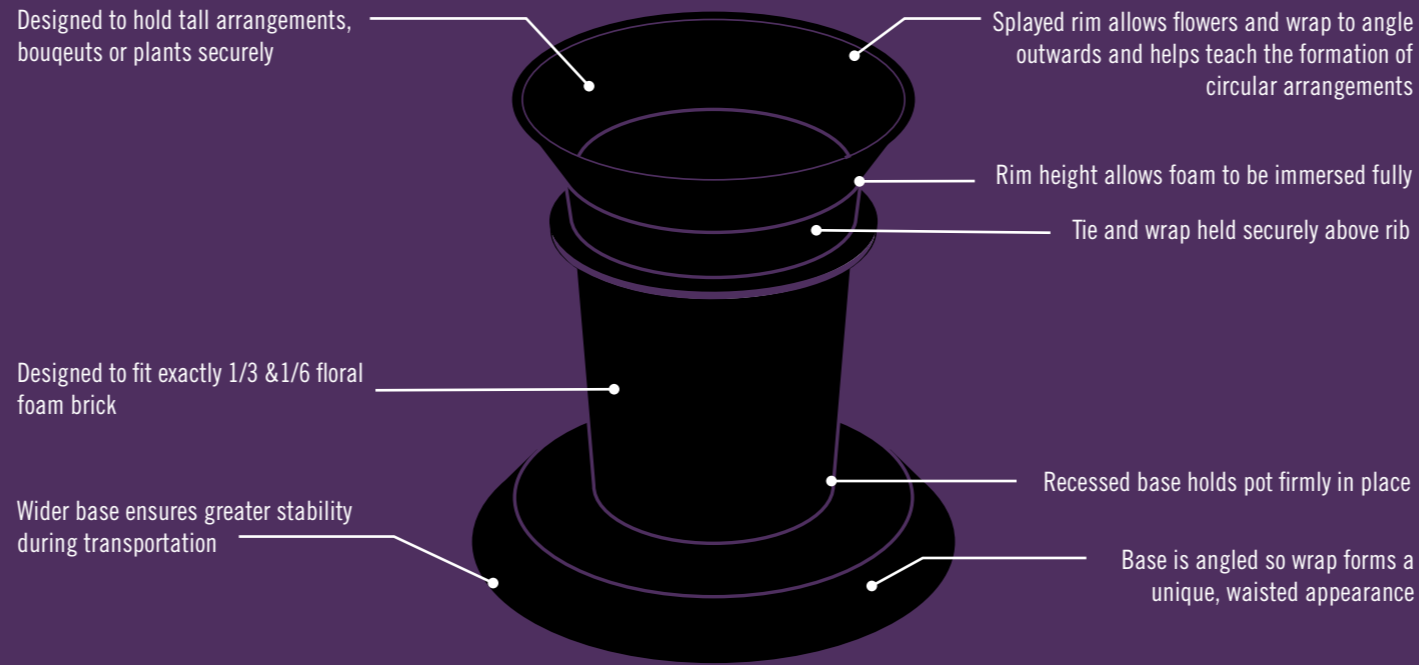
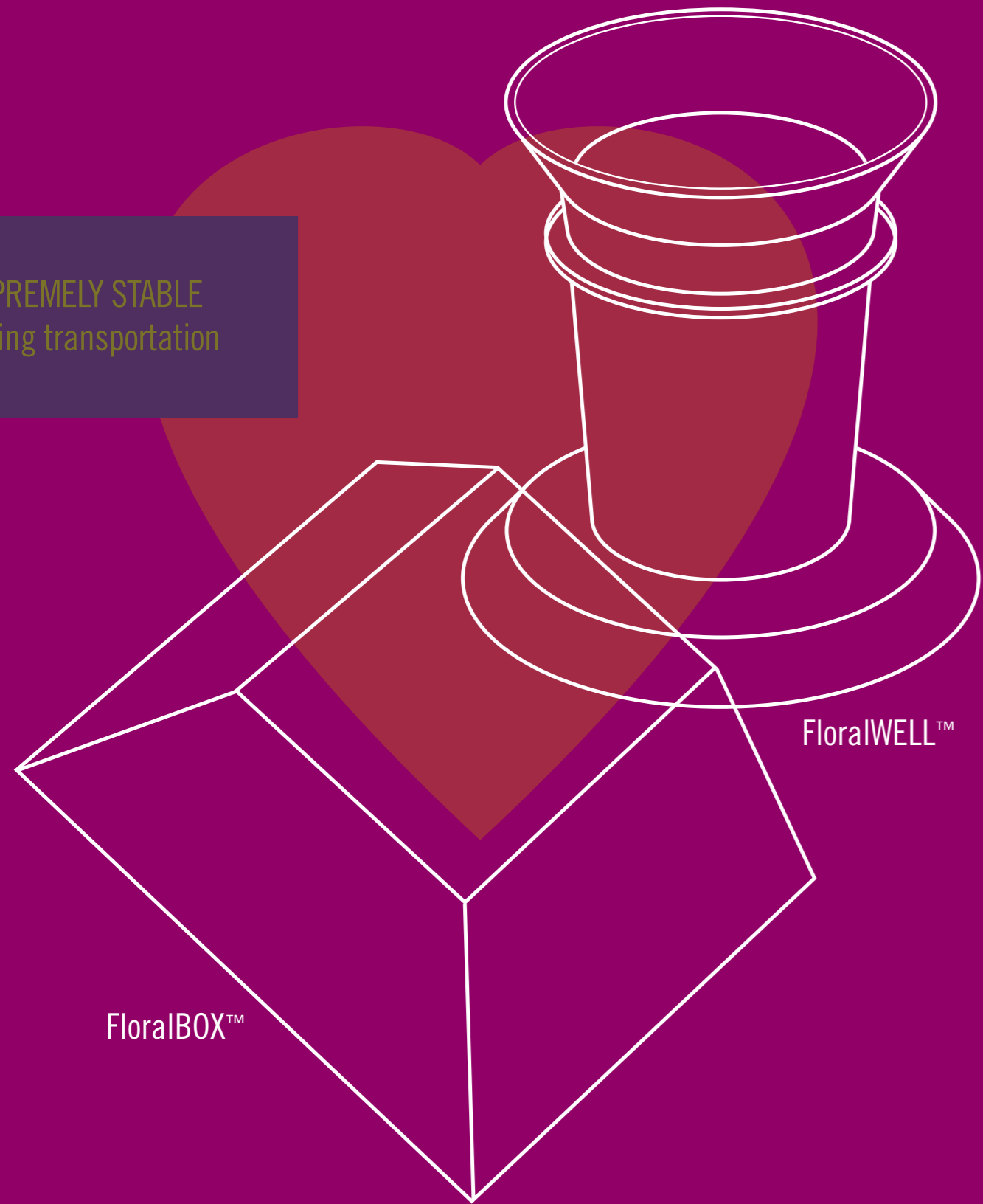


They won't tip, topple, spill or leak with even the tallest arrangement

You'll love the shape of our innovative new floral containers, FloralBOX™ and FloralWELL™. Apart from wide, stable bases, they're big on other useful features as well. Take a look and you'll see what we mean.

SUPREMELY STABLE during transportation



FloralWELL™ Features & Benefits

Product Dimensions

Size	Height	Base	Pot
Large	6 3/4"	7 1/2"wide	6" wide at top
Small	5"	6"wide	5" wide at top

FloralBOX™ Features & Benefits

Product Dimensions

Size	Height	Base	Pot
Large	6 1/2"	8 3/4"wide	5 3/4" wide at top
Small	5"	7"wide	4 3/4" wide at top



Our best asset is a big beautiful bottom



If you'd like to order or find out more about our beautiful, big-bottomed FloralWELL™ and FloralBOX™ containers, contact Tony Noel in Australia on:
 Telephone: 61 7 557 028 88 Facsimile: 61 7 557 035 61
 Email: admin@floralwell.com.au
 Website: www.floralwell.com





Our big bottom fits every situation
couriers, cool room, florists...

they're beautifully easy to use...

You'll love FloralWELL's beautiful big bottomed shape as much as we do. Quite apart from its supreme stability, it is cost effective, leakproof, versatile and easy to use.

FloralWELL's are designed to fit exact foam sizes. It's fantastic for tall arrangements. The splayed rim enables you to create fully shaped designs. FloralWELL™ is also great for bouquets, posies and potted plants.

If you wish to add another dimension to your arrangements, use the FloralBOX™.

Once again, it's simple.

Choose one of two sizes and color to compliment your design. Place the FloralWELL™ pot and wrap inside the FloralBOX™ together with water and/or foam and simply add flowers. There are no linings to pierce with thorns.

Both FloralBOX™ and FloralWELL™ are fully recyclable. Visit www.floralwell.com for further information and designs.



COST EFFECTIVE
designed to fit exact sizes of Floral foam

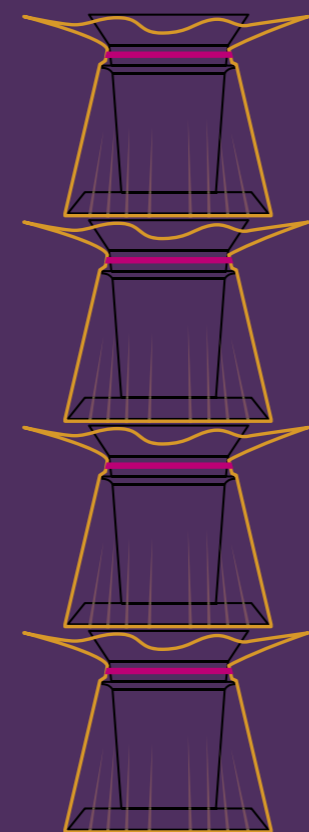
LEAKPROOF
no internal linings to tear

and fit every occasion
for every customer...

SPACE SAVING
pots, bases, boxes store economically


VERSATILE
holds tall arrangements, posies, or plants with or without Floral foam

FloralWELL™




Step 1: Push pot firmly into base.
Step 2: Centre FloralWELL™ on selected wrap, and secure tie above the rib.
Step 3: Add wet foam and/or water for arrangements and bouquets or posies.

FloralBOX™



Step 1: Push sides of FloralBOX™ firmly until base locks.
Step 2: Fold in security tabs and push FloralWELL™ pot and wrap into box.
Step 3: Add wet foam and/or water for arrangements and bouquets or posies.



WRAP AND STACK IN READINESS FOR PEAK TIMES

